



Children's  
SOCIETY  
Caring for the Future



KidzLive: I Can Protect Myself  
By Singapore Children's Society

# About *KidzLive*

*KidzLive* teaches children to protect themselves against sexual abuse. This programme incorporates interactive elements to teach children to respect their bodies, differentiate between good and bad touches and to tell a trusted adult if they are touched inappropriately. *KidzLive* was conducted in primary schools from 2000 to 2009 and has been reaching out to pre-schoolers since 2011.

This booklet was designed for an adult caregiver to pass on body safety messages to children and provides information on child sexual abuse. Going through these messages with your child from time to time will strengthen his/her self-protection skills. This booklet can be downloaded from our website

**[www.childrensociety.org.sg](http://www.childrensociety.org.sg)**

If you have any feedback for us, please contact us at

**[info@childrensociety.org.sg](mailto:info@childrensociety.org.sg)** or **6273 2010**

## WHAT IS CHILD SEXUAL ABUSE?

- Any sexual activity between an adult and a child. Sometimes it can happen between children.
- Inappropriate fondling, touching or kissing a child.
- Exposing a child to pornographic materials or sexual acts.



## REMEMBER:


- Both boys and girls can be victims.
- Perpetrators can be male or female.
- Most perpetrators are people whom the child knows, e.g. family members or family friends.
- Most sexual abuse cases happen without violence involved.
- Children rarely lie about sexual abuse incidents.
- Children can be taught to protect themselves.



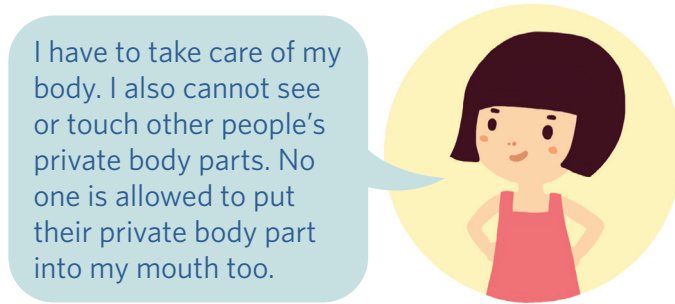
## Teach your child to identify his private body parts.



**Note to parents:** Teaching children the correct terms for their private body parts helps them develop respect for their bodies. Children will also be better able to report sexual abuse incidents.



Private body parts are areas on my body that are covered by my underwear. I do not show or allow people to touch them for no good reason.





Help your child to differentiate between good and bad touches.



## A BAD TOUCH


When someone touches me on my private body parts, it is a **bad touch**. A bad touch makes me feel confused and scared.

**Note to parents:** Help your child understand that his body belongs to him. If he feels uncomfortable when someone touches or kisses him, he should ask the person to stop. He should also tell a trusted adult if this happens.





Explain that there are good and bad secrets.



Arif, this is a **bad** secret! You should tell someone about it!



**Note to parents:** *Instead of good and bad secrets, some parents teach their children to differentiate between surprises and secrets. Surprises will eventually be known, whereas secrets are meant to be kept. These parents encourage their children to tell about any secrets that others ask them to keep.*

**Ask your child:** *Who can Arif tell his bad secret to?*



Reassure your child that it is never his fault if someone touches him on his private body parts.



No, Xiaofen!  
Don't listen to him!  
It's **not** your fault!  
Quick, tell someone you trust!




**Note to parents:** Tell your child that even if he makes mistakes, he should not be punished by touches to his private body parts.

**Ask your child:** Did Xiaofen do anything wrong? What should Xiaofen do next?



Teach your child that he should not see other people's private body parts – not on handpones, TVs or computers.



Johnny, it's not right to look at other people's private body parts! Walk away and tell a trusted adult about it!



**Note to parents:** Perpetrators may expose children to pornography, to make inappropriate sexual behaviour seem normal.

**Ask your child:** Do you think what the Uncle did was right or wrong? What should Johnny do next?



Inform your child that familiar people may also do bad things to him.



Oh dear! Devi, this is wrong. Quick, go tell mummy and daddy about it.



**Note to parents:** Often, sexual abuse is committed by adults whom children are familiar with. Children need to understand that they should always seek help and tell a trusted adult if a secret makes them feel scared or upset.

**Ask your child:** Do you think what the Auntie did was right or wrong? Who can Devi tell?



Practice the N.O.T rules of - "Say No, Walk Out, Tell a Trusted Adult".



SAY **NO**



WALK **OUT**



TELL A  
TRUSTED ADULT

**Note to parents:** Your child may not fully understand what a 'trusted adult' means. You can help your child by naming a few people whom he can turn to when he needs help.



The following are possible signs and symptoms of sexual abuse.

## PHYSICAL SIGNS

- Pain, itching, discharge, bleeding or infections in the genital or anal regions.
- Unexplained injuries on the breasts, buttocks and/or lower abdomen.
- Unexplained blood stains on the underpants.

## BEHAVIOURAL SYMPTOMS

- Display of sexual knowledge beyond the child's age in artwork, stories or play.
- Regressive behaviour, e.g. sudden return to bed-wetting or soiling.
- Sudden behavioural changes, e.g. a well-mannered child becoming aggressive or a talkative child becoming withdrawn.
- Changes in eating and sleeping patterns.



## Sexual development of children

Knowing the typical sexual development of your child will help you to teach information that is age-appropriate and reflects your family's values on sexuality.

### CHILDREN AGED 4-6



- Aware of gender differences between males and females.
- No strong sense of modesty.
- Curious about their own and other people's bodies.
- Mimic dating behaviours, such as hugging or kissing.
- Touch their genitals or masturbate, for pleasure or comfort, sometimes in public.





## Sexual development of children

- Explore private body parts with their peers through games that involve looking and touching.
- Talk about private body parts and use 'naughty' or slang words.
- Have limited knowledge about pregnancy and childbirth.



However, certain sexualised behaviours may be **warning signs of abuse**, especially if these behaviours:

- are beyond the child's developmental stage (e.g. a pre-schooler mimicking sexual intercourse)
- are forceful or aggressive, causing fear and anxiety in other children
- are persistent and interrupt the child's daily activities
- do not decrease when told by caregivers to stop



## Talk to your child about sexuality.

Creating a positive and open channel of communication with your child will build the foundation for healthy relationships and sexuality. This will also equip them with protective skills that will keep them safe from sexual abuse.

### HOW CAN I BEGIN?

- Teach the proper terms of private body parts and personal safety boundaries.
- Give simple and accurate explanations for the body and bodily functions.
- Use teachable moments, such as when toileting, showering or taking the public transport, to impart body safety skills.
- Children often comment that mummy and daddy can see and touch their private body parts. Explain that parents or caregivers can see and touch children's private body parts only for a good reason, for example when helping them to keep their bodies clean.
- Help your child to differentiate between good and bad touches/ right and wrong actions.





## Talk to your child about sexuality.

- Emphasise to your child that their bodies belong to them and they have the right to say “no” to unwanted touches, including kisses and hugs.



- Children are usually taught about stranger danger. But it is essential to teach your child that familiar adults can also behave in sexually inappropriate ways.
- Have your child identify a few trusted adults they can turn to if they need help. Encourage them to keep telling until they get help.
- Assure your child that you and other trusted adults will be able to support and help them.
- Listen and believe your child if they disclose a sexual abuse incident.
- Practice the **N.O.T.** rules.


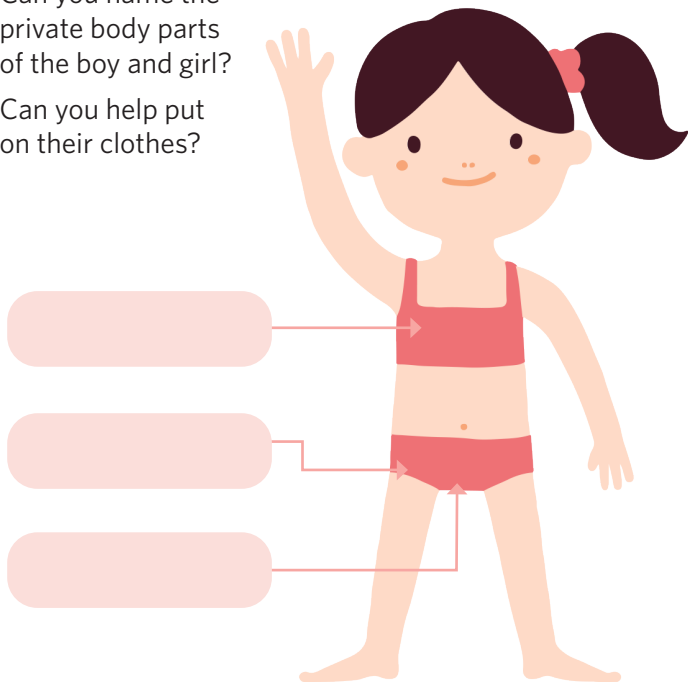



**Note to parents:** How you react as a parent or caregiver is important. Some parents may feel that sexuality is a taboo subject that should not be discussed, but this also means that their child may find it difficult to approach them if they have any questions or concerns.



## Activity #1: Let's dress-up!

- ▶ Can you name the private body parts of the boy and girl?
- ▶ Can you help put on their clothes?



**Note to parents:** Point out to your child that the areas covered by the boy and girl's undergarments are called 'private body parts'. If he is unsure, you can help him match the correct terms for the private body parts of boys and girls. Remind your child that he needs to take care of his own body, and that no one should see or touch his private body parts.



## Activity #2: Who can I tell?

**A Trusted Adult**  
is someone who  
cares for you and  
can keep you safe.

- ▶ Join the dots. What do you see?
- ▶ Who are your trusted adults? Use the stickers to paste their faces on the petals, or draw their faces here.



**Note to parents:** Help your child to recognise that he has more than one trusted adult. These could be people within the family, or outside the family, e.g. teachers. If your child is unable to get help from the first trusted adult he approaches, encourage him to tell another and to keep telling until he gets help.



## Activity #3: What will you do?

Even when children are aware of right and wrong actions, they may not know how to react when they are caught off guard.


Use the following scenarios to guide children to apply the **N.O.T.** rules to better prepare them.

What if someone tries to peep at you when you are using the toilet?

What if an uncle you know is playing a game with you, and tells you to touch his private body parts?

What if a stranger comes up to you and shows you his private body parts?

What if an uncle you know touches your private body parts and says that he is doing it because he loves you?



Teach your child to be assertive - say “no” repeatedly in a firm and loud manner. Once the child gets away, he or she should quickly tell a trusted adult.

**Note to parents:** *Sexual abuse cases reported in the news are good entry points for discussing this topic with your child. Doing so will help them to be more aware of potentially unsafe situations.*

If you suspect that a child has been sexually abused, call the **MSF Child Protective Service Helpline** (Ministry of Social and Family Development) at **1800-777 0000**

or lodge a report at the nearest **Police Divisional HQ, Neighbourhood Police Post or Centre** or call **999**.

You may also call the **Child Protection Specialist Centres** (CPSC) for assistance.  
**Heart @ Fei Yue 6819 9170**  
**Big Love 6445 0400**  
**Safe Space 6266 0171**

Here are other relevant resources that parents and other caregivers can look up for further information. Some of the information in this booklet have also been referenced from these sources:

### Singapore

- Singapore Children's Society  
*April Learns to Protect Herself* animation video  
*Jun and the Octopus* picture book
- Health Promotion Board  
*Your Role in Sexuality Education;*  
*Keeping Your Child Safe from Sexual Abuse*

### Other Countries

- Alberta Health Services, Canada  
*Talking to Your Child About Sexuality - Parent Package*
- Better Health Channel, Australia  
*Talking to Pre-Schoolers about Sex*
- National Society for the Prevention of Cruelty to Children, United Kingdom  
*Sexual Abuse*



Download our **KidzLive** app today!





## ABOUT SINGAPORE CHILDREN'S SOCIETY

Singapore Children's Society has been helping children, youth and their families in Singapore since 1952. We are an independent and non-profit organisation that relies predominantly on public support for many of our programmes and public education initiatives such as *KidzLive*.

Produced by

**Singapore Children's Society**  
**Advocacy and Research Department**

9 Bishan Place, #05-02, Junction 8 Office Tower, Singapore 579837

**t.** 6358 0911

[info@childrensociety.org.sg](mailto:info@childrensociety.org.sg)

**f.** 6358 0936

[www.childrensociety.org.sg](http://www.childrensociety.org.sg)

First edition printed in May 2012

Latest edition printed in August 2019

The *KidzLive* information booklet is produced by Singapore Children's Society, which owns the copyright to *KidzLive: I Can Protect Myself*. All rights reserved. Reproduction in whole or in part without permission is prohibited.